

Home / Heavy Vehicle / EWD / Guides / Netcorp EWD Transport Operator Guide

Netcorp EWD Transport Operator Guide

Last updated: 7 May 2025

Introduction

If you're a transport operator and are responsible for managing multiple drivers' fatigue management and work diary records, then you will need to set up an "Operator" account in the Netcorp EWD application or website. This account should be set up with an email address that is unique to the operator and will not expire or change throughout the life of the business. The transport operator's account is responsible for the setup and assignment of "Record Keeper" accounts, which are personnel assigned to the management of compliance records within the operation.

Operators are responsible for:

- Setup and operation of the EWD system within the business
- Assignment and management of Record Keeper accounts

Record Keepers are responsible for:

- Inviting drivers to enable record visibility in the system
- Managing drivers' EWD records with the platform
- Managing driver's submitted EWD records
- Alerts and reports related to the driver's EWD performance such as breaches and EWD record submissions
- Ensuring that drivers are using devices approved for the Netcorp EWD platform.

It is the **operator's responsibility** to ensure that drivers using the EWD are doing so in accordance with the NHVR requirements and using approved devices listed under Netcorp's certification. Netcorp has listed all currently approved devices below and takes no responsibility for drivers using devices that are not currently approved.

Currently Approved Devices

ANDROID

Samsung Galaxy Active Tab 2

Samsung Galaxy Active Tab 3

Samsung Galaxy Active Tab 5

Google Pixel 5

Netcorp – Topicon – MDT865 8”

Netcorp – Topicon – MDT1065 10”

Samsung Galaxy S24

Samsung Galaxy S25

APPLE

iPad (10th generation)

iPad Pro 13inch (M4)

iPhone 16 Pro / Max

iPhone SE (3rd generation)

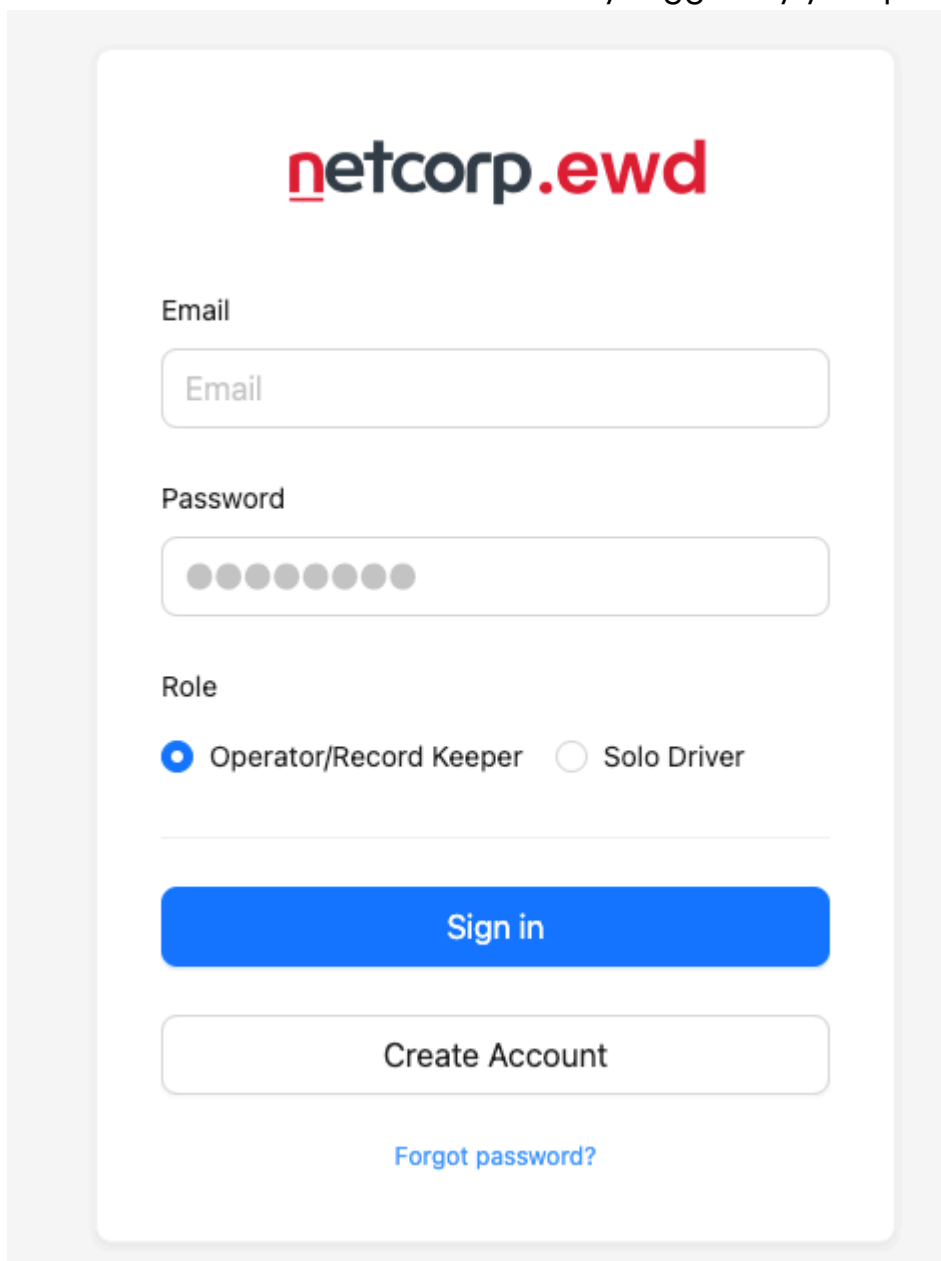
Netcorp is currently awaiting device agnostic approval so you will be able to use our Netcorp EWD app **on any compatible device** that meets the minimum requirements you

Registration / Login

To register a new account as an OPERATOR within the Netcorp EWD system you will need to click on the "Create Account" link. Click Here to take you to the login page or go to:

<https://ewd.netcorp.com.au/login>

Follow the prompts to create your account and enter your relevant details into the system. You will need to authenticate your email address with a code sent after registration. Please allow up to 5 minutes to receive this code. Check your spam folder in case the email is accidentally tagged by your provider.



The image shows a screenshot of the Netcorp EWD login and registration interface. At the top, the logo "netcorp.ewd" is displayed in red and black. Below the logo, there are three main sections: "Email", "Password", and "Role". The "Email" section has a text input field with the placeholder "Email". The "Password" section has a text input field with seven dots representing a masked password. The "Role" section has two radio button options: "Operator/Record Keeper" (which is selected) and "Solo Driver". Below these sections, there are two buttons: a blue "Sign in" button and a white "Create Account" button. At the bottom, there is a link for "Forgot password?" in blue text.



Email

Password

Role

- Operator/Record Keeper Solo Driver

[Forgot password?](#)

Managing Your Operator Details

Once logged in, you will see the Operators page. It displays your Business Name, ABN, driver count, and account creation date. In the **Actions** column, you can edit your account details by clicking the pen icon or view detailed driver information by clicking the eye icon.

Note: A driver's account can only be created by the driver via the EWD app or by a Record Keeper.

🏠 Operators / Show

⏪ Show Operator
☰ Operators
✎ Edit
🔄 Refresh

Name
XYZ Haulage

ABN
98765413654

Contact Name
James O

Contact Mobile
6876432413

Created at
15/04/2025

Drivers (3)

ID	First Name	Last Name	Email	Mobile	Created at
208	Mason	A		54841818648	17/04/2025
209	Peter	W		3439483948	17/04/2025
210	Mark	T		18184163434	17/04/2025

< 1 >

🏠 Operators / Show

← Show Operator

☰ Operators

✎ Edit

🔄 Refresh

Name

XYZ Haulage

ABN

98765413654

Contact Name

James O

Contact Mobile

6876432413

Created at

15/04/2025

Drivers (3)

ID	First Name	Last Name	Email	Mobile	Created at
208	Mason	A		54841818648	17/04/2025
209	Peter	W		3439483948	17/04/2025
210	Mark	T		18184163434	17/04/2025

< 1 >

Record Keepers

The Record Keepers page allows you to create and manage Record Keeper accounts.

From this page, existing Record Keeper accounts can be edited by pressing the pen icon or deleted by pressing the trash can icon in the Actions column.

Record keepers

Create

First Name	Last Name	Email	Created at	Actions
Nick	RK		17/04/2025	
Anthony	L		17/04/2025	
Michael	A		17/04/2025	

< 1 >

Record keepers

Create

First Name	Last Name	Email	Created at	Actions
Nick	RK		17/04/2025	
Anthony	L		17/04/2025	
Michael	A		17/04/2025	

< 1 >

Adding a Record Keeper

Click “**Add Record Keeper**” and enter the Record Keeper’s full name, email, and password. These credentials will be used by the Record Keeper to log in to the web portal.

Note: Only an Operator account can add and manage Record Keepers.

Record Keepers / Create

← Create Record keeper

* First Name

* Last Name

* Email

Please enter Email

* Password

Please input your password!

* Confirm Password

Save

Record Keepers / Create

← Create Record keeper

* First Name

* Last Name


* Email

Please enter Email

* Password

Please input your password!






* Confirm Password

 Save






User Management

Operator accounts can also add other users who are permitted to manage Record Keepers. The Users page displays all accounts created under the Operator account. Additional user accounts can be created to allow access to Record Keeper creation and Operator detail management. Users can be edited by pressing the pen icon or deleted using the trash can icon.

Important Note: User accounts have the same privileges as the Operator account in regard to creating Record Keeper accounts. It is critical that these accounts are managed carefully and securely, as they have high-level access to sensitive driver records. Users cannot delete their own account.

Users + Create				
First Name	Last Name	Email	Created at	Actions
James	RK		16/04/2025	 
Andrew	MK		16/04/2025	 
Nick	Sc		16/04/2025	

< 1 >

Users + Create				
First Name	Last Name	Email	Created at	Actions
James	RK		16/04/2025	 
Andrew	MK		16/04/2025	 
Nick	Sc		16/04/2025	

< 1 >

NHVR Rulesets

The Rulesets page displays all rulesets currently available to drivers. Rulesets are read-only. All drivers assigned to the Operator's Netcorp EWD account can choose from these rulesets when logging into the EWD app on their device.

If your transport operation has an approved AFM (Advanced Fatigue Management) ruleset implemented in Netcorp's EWD, it will also be listed here.

Rulesets

ID	Name	Created at	Expires at
1	Standard Solo	01/08/2024	Never
2	Standard Solo Bus	01/08/2024	Never
3	Standard Two-up	01/08/2024	Never
4	BFM Solo	01/08/2024	Never
5	BFM Two-up	01/08/2024	Never

Rulesets

ID	Name	Created at	Expires at
1	Standard Solo	01/08/2024	Never
2	Standard Solo Bus	01/08/2024	Never
3	Standard Two-up	01/08/2024	Never
4	BFM Solo	01/08/2024	Never
5	BFM Two-up	01/08/2024	Never